



**Website:** DoorFloodBarrier.com  
**General Inquiries:** contact@legacyllc.com  
**Orders:** orders@legacyllc.com  
**Main Office:** 415 Concord Avenue Bronx, NY 10455  
**Phone:** (718) 292-5333  
**Fax:** (888) 383-3330

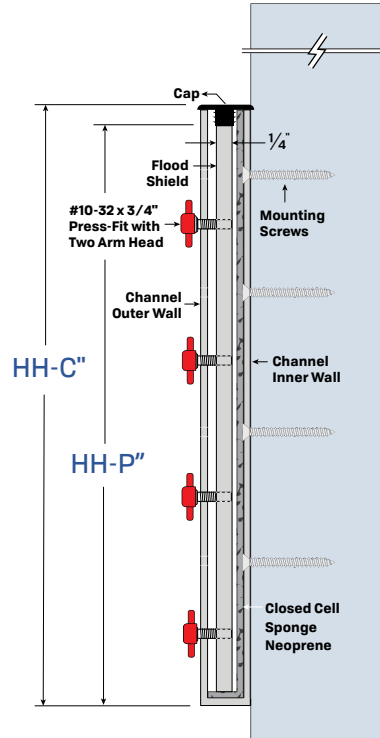
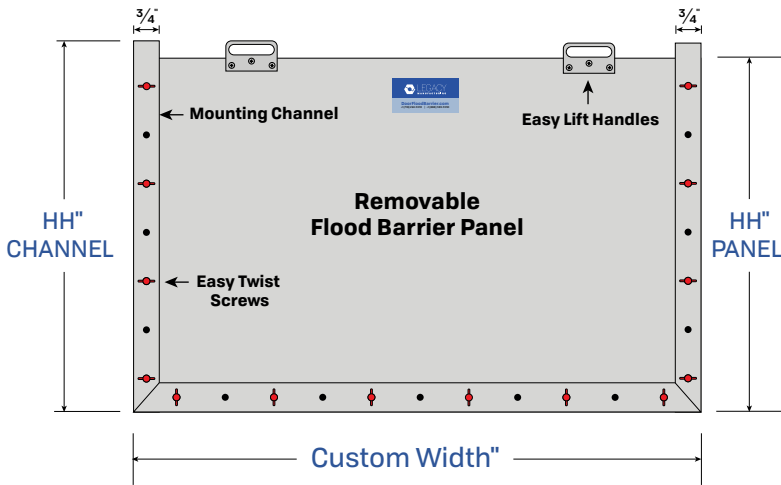
PROJECT

DATE

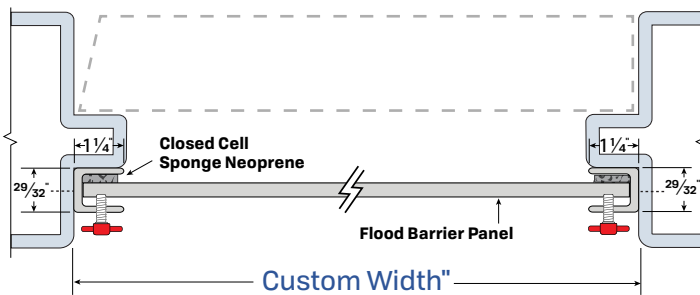
COMPANY

NOTES

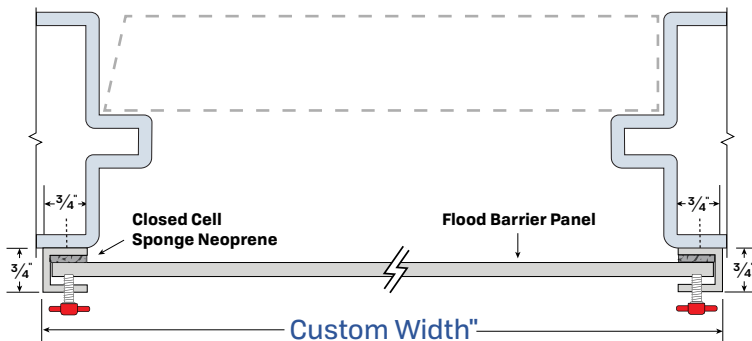
# Single Flood Shield for Standard Windows



## #5028 MOUNTED TO INSIDE OF FRAME



## #5128 MOUNTED TO OUTSIDE OF FRAME



## Product Specifications

<b>Panel</b>	5052 type Marine-grade Aluminum Alloy
<b>Inside Mounted Channels</b>	1 1/4" x 29/32" x 1/8" anodized aluminum extrusion 6062 alloy T5-T6, with 10-32 stainless steel allen head tightening screws. Black anodized channels are also available if specified.
<b>Outside Mounted Channels</b>	3/4" x 3/4" x 1/8" aluminum extrusion 6062 alloy T5-T6, with 10-32 stainless steel allen head tightening screws.
<b>Seals</b>	Neoprene lines the bottom of the shield. Sponge Rubber lines the channels. Our seals are composed of high-density rubber extrusions for increased strength with a low hardness that provides superior compression.
<b>Hardware</b>	#10 x 1-1/4" FHPH with plastic expansion tube anchors. Snap covers for safety provided for the top of the channels and for the mounting holes.
<b>Installation</b>	Can be installed on hollow metal, aluminum or wood frames; and on concrete, brick or metal surfaces.
<b>Floor Surface</b>	Optional flat 1/4" x 2" bevels on 2 sides of the aluminum plate - #319 Threshold