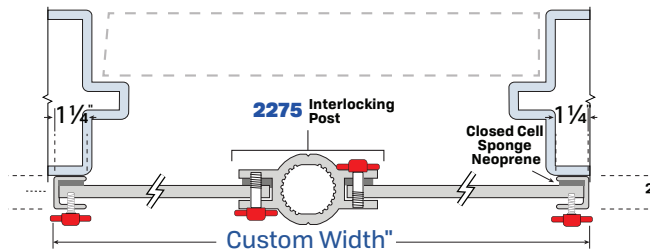
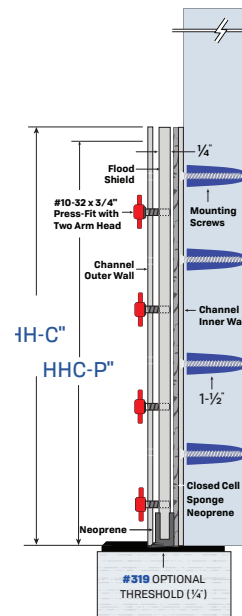
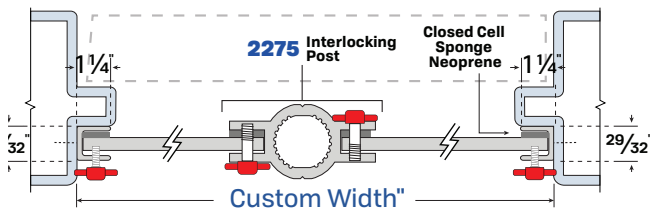


#5129 MOUNTED TO OUTSIDE OF FRAME



#5029 MOUNTED TO INSIDE OF FRAME



Product Specifications

PANEL: 5052 type Marine-grade Aluminum Alloy

INSIDE MOUNTED FRAMES: 1-1/4" x 29/32" x 1/8" aluminum extrusion 6062 alloy T5-T6, with 10-32 stainless steel allen head tightening. Black anodized channels are also available if specified.

OUTSIDE MOUNTED FRAMES: 1-1/4" x 29/32" x 1/8" aluminum extrusion 6062 alloy T5-T6, with 10-32 stainless steel allen head tightening. Black anodized channels are also available if specified.

FLOOR SURFACE: We recommend our 319 threshold (1/4" x 2" beveled aluminum plate).

SEALS: Neoprene lines the bottom of the shield. Sponge Rubber lines the channels. Our seals are composed of high-density rubber extrusions for increased strength with a low hardness that provides superior compression.

HARDWARE: #10 x 1-1/2" FHPH with plastic expansion tube anchors. Snap covers for safety provided for the top of the channels and for the mounting holes.

INSTALLATION: Can be installed on hollow metal, aluminum or wood frames; and on concrete, brick or metal surfaces.



Website: DoorFloodBarrier.com
General Inquiries: contact@legacyllc.com
Orders: orders@legacyllc.com
Main Office: 415 Concord Avenue Bronx, NY 10455
Phone: (718) 292-5333
Fax: (888) 383-3330

Project :	Submitted By :
Date :	Notes :
Company Name :	