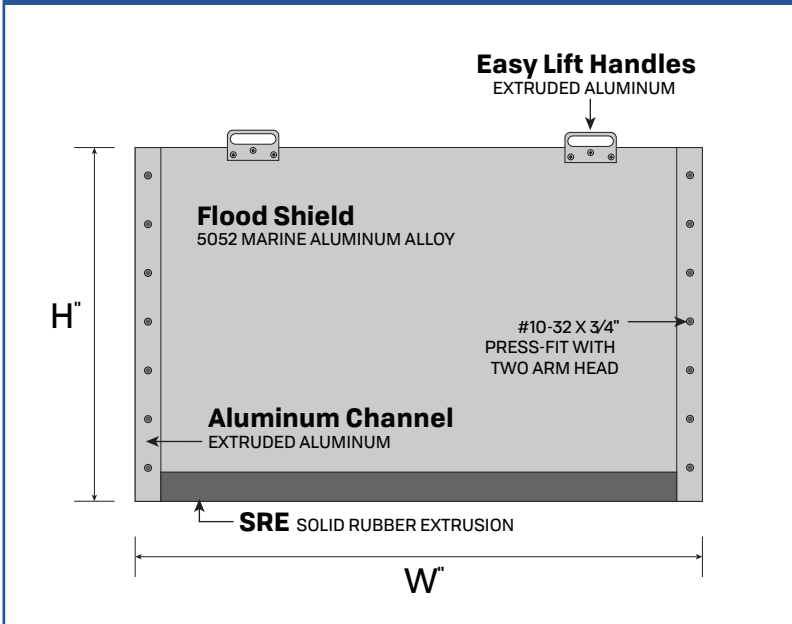
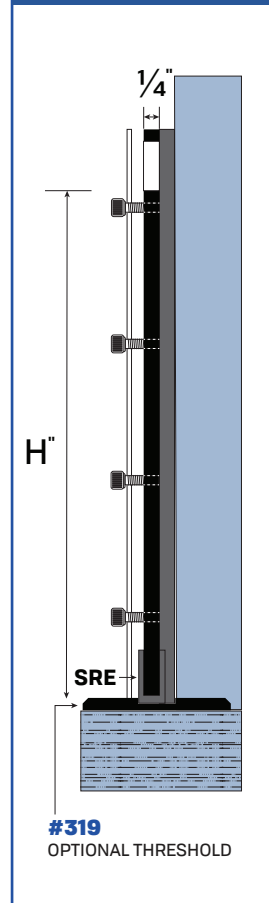


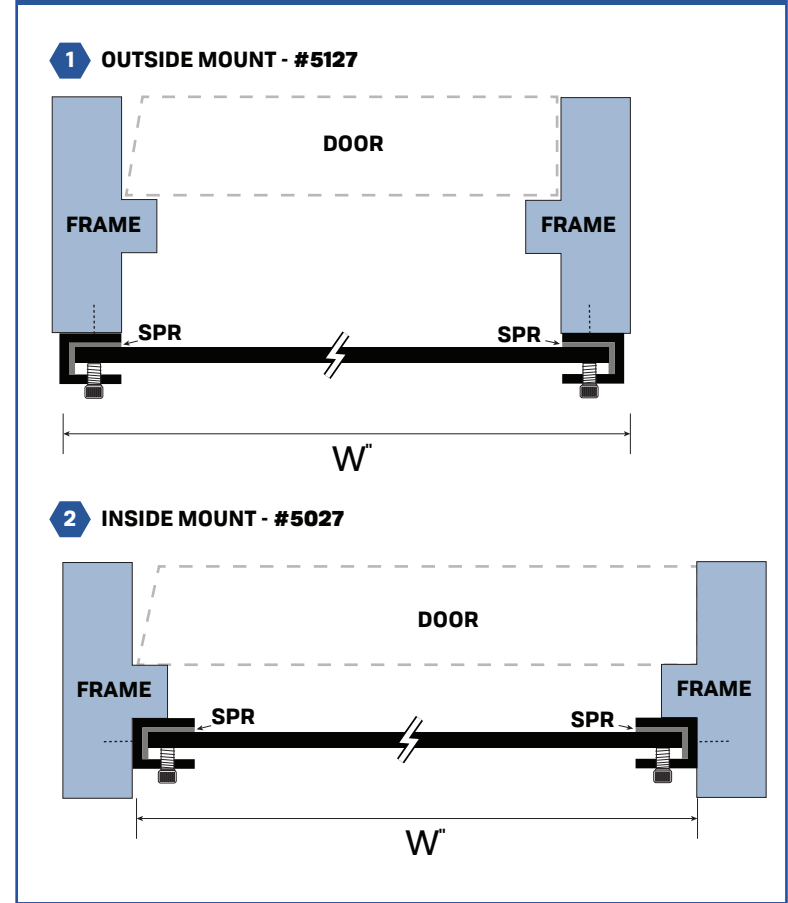
FRONT VIEW



SIDE VIEW



TOP VIEW



MATERIALS / SPECIFICATIONS

- 5052 type Marine-grade Aluminum
- 3/4" x 3/4" x 1/4" channel aluminum extrusion
- #10- 32 x 3/4" Stainless Steel screws, press fit with two arm head
- Close cell sponge compression EPDM, SRE type

OPTIONS

- **#5027, #5127** for openings 42" or less
- Openings **greater than 42"** use part **#5129**
- Specify Mounting to frame - **#5027** (Inside) or **#5127** (Outside)
- Optional **#319** Threshold

ABBREVIATIONS

SPR - Sponge Rubber Extrusion **SRE** - Solid Rubber Extrusion

PROJECT :	SUBMITTED BY :
DATE :	NOTES :
COMPANY NAME :	