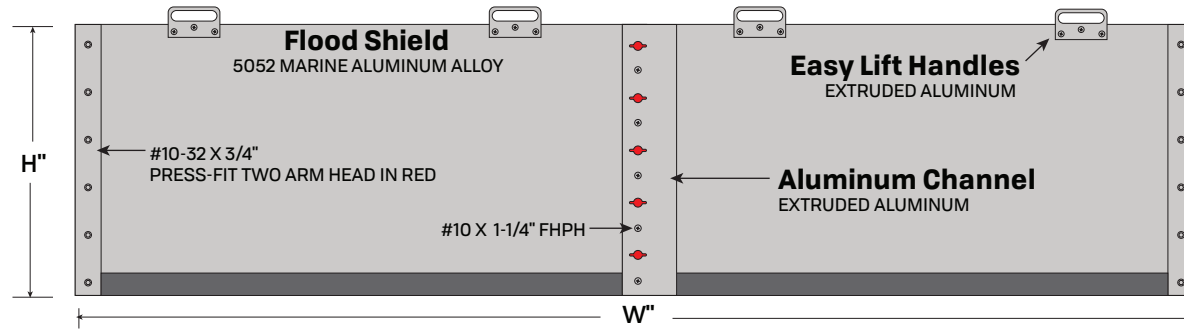
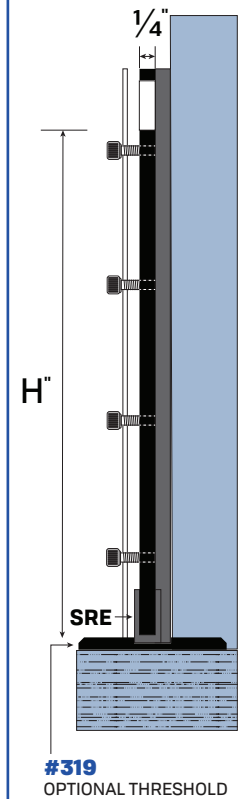


FRONT VIEW

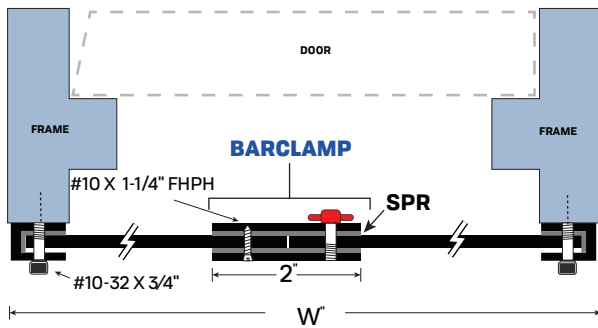


SIDE VIEW

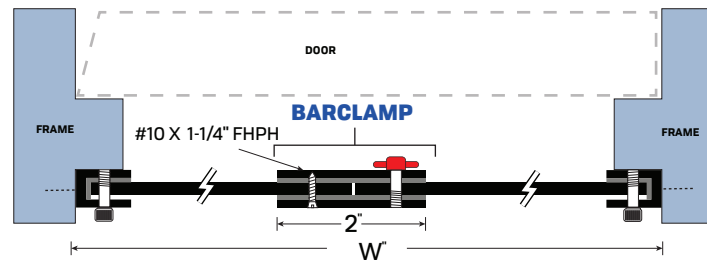


TOP VIEW

1 OUTSIDE MOUNT - #5129



2 INSIDE MOUNT - #5029



MATERIALS / SPECIFICATIONS

- 5052 type Marine-grade Aluminum
- 3/4" x 3/4" x 1/4" channel aluminum extrusion
- #10- 32 x 3/4" Stainless Steel screws, press fit with two arm head
- Close cell sponge compression EPDM, SRE type

ABBREVIATIONS

SPR - Sponge Rubber Extrusion **SRE** - Solid Rubber Extrusion

OPTIONS

- Openings greater than 42" use **#5029, #5129** and Specify **Barclamp**
- #5027, #5127** for openings 42" or less
- Specify Mounting to frame - **#5029** (Inside) or **#5129** (Outside)
- Optional **#319** Threshold

PROJECT :

SUBMITTED BY :

DATE :

NOTES :

COMPANY NAME :